
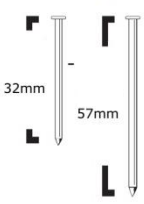

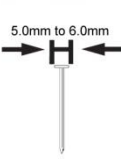








# FICHE TECHNIQUE

## Cloueur à rouleau CN55

CN55 Cloueur à rouleau				
	<b>AVANTAGES</b> <ul style="list-style-type: none"> <li>* Puissant</li> <li>* Capacité de chargement</li> <li>* Bonne prise en main</li> </ul>			
	<b>APPLICATIONS</b> <ul style="list-style-type: none"> <li>* Palettes, caisses en bois</li> <li>* Barrière en bois</li> <li>* Application générale de construction</li> </ul>			
SPECIFICATIONS				
Poids Dimensions Capacité chargeur Pression d'utilisation	2,88 kg 335 x 130 x 295 mm 250~400 pointes 5~7 bar			
FIXATIONS				
<table border="0"> <tr> <td style="text-align: center;"> <b>Nail Length</b>   </td> <td style="text-align: center;"> <b>Shank Diameter</b>   </td> <td style="text-align: center;"> <b>Head Diameter</b>            5.0mm to 6.0mm   </td> </tr> </table>	<b>Nail Length</b> 	<b>Shank Diameter</b> 	<b>Head Diameter</b> 5.0mm to 6.0mm 	Pointes sur rouleaux plat 15°
<b>Nail Length</b> 	<b>Shank Diameter</b> 	<b>Head Diameter</b> 5.0mm to 6.0mm 		
Longueur Diamètre Tête	32~57 mm 2,1~2,5 mm 5,0~6,0 mm			